

ROLLER

Gravity Roller Conveyor (1.9 in. Dia. x 16 Ga. Rollers) (1.9 in. Dia. x 9 Ga. Rollers)

Gravity Roller Spurs are used to transfer products from one conveying line to another. They can be used in merging or diverging applications. Ideally used where numerous lines must transfer onto a main conveyor line.

- 12 Widths
- 30°, 45°, & 90° Spurs Available
- Right or Left Hand Units



Over All Width	Between Rail Width	30° SPUR					
		Model No. 1.9 in. Roller (Unplated)			"A"	WEIGHTS (Lbs.)	
		16 Ga.-Unpl	16 Ga.-Galv	9 Ga.-Unpl		16 Ga.	9 Ga.
16"	13"	19SRS-13-30	19GSRs-13-30	199SRS-13-30	36"	113	135
18"	15"	19SRS-15-30	19GSRs-15-30	199SRS-15-30	39"	121	146
20"	17"	19SRS-17-30	19GSRs-17-30	199SRS-17-30	45"	128	156
22"	19"	19SRS-19-30	19GSRs-19-30	199SRS-19-30	48"	135	165
24"	21"	19SRS-21-30	19GSRs-21-30	199SRS-21-30	51"	137	169
26"	23"	19SRS-23-30	19GSRs-23-30	199SRS-23-30	54"	143	177
28"	25"	19SRS-25-30	19GSRs-25-30	199SRS-25-30	60"	150	187
30"	27"	19SRS-27-30	19GSRs-27-30	199SRS-27-30	63"	156	194
34"	31"	19SRS-31-30	19GSRs-31-30	199SRS-31-30	72"	159	202
36"	33"	19SRS-33-30	19GSRs-33-30	199SRS-33-30	75"	162	204
40"	37"	19SRS-37-30	19GSRs-37-30	199SRS-37-30	84"	169	213
42"	39"	19SRS-39-30	19GSRs-39-30	199SRS-39-30	87"	172	217

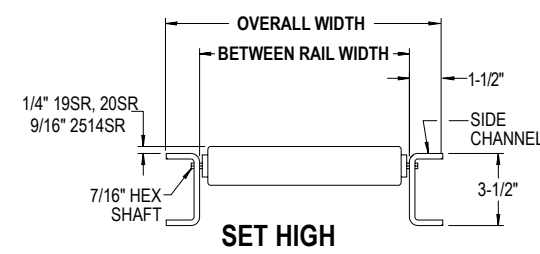
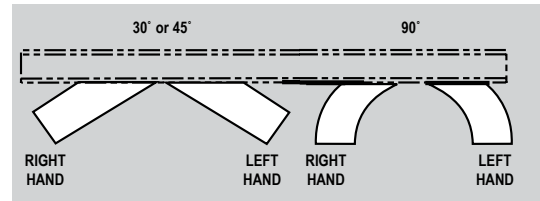
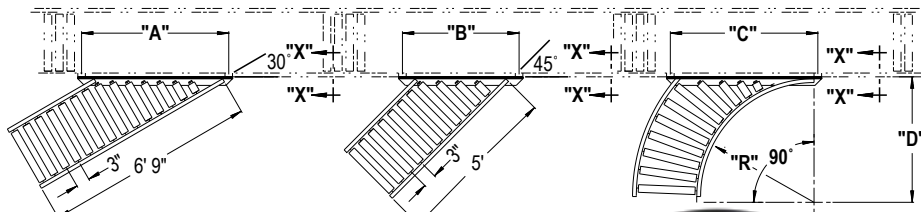
All weights in catalog are conveyor weights only. Accessories, crating, etc., are not included.

Over All Width	Between Rail Width	45° SPUR					
		Model No. 1.9 in. Roller (Unplated)			"B"	WEIGHTS (Lbs.)	
		16 Ga.-Unpl	16 Ga.-Galv	9 Ga.-Unpl		16 Ga.	9 Ga.
16"	13"	19SRS-13-45	19GSRs-13-45	199SRS-13-45	27"	88	108
18"	15"	19SRS-15-45	19GSRs-15-45	199SRS-15-45	30"	96	116
20"	17"	19SRS-17-45	19GSRs-17-45	199SRS-17-45	33"	102	124
22"	19"	19SRS-19-45	19GSRs-19-45	199SRS-19-45	36"	109	132
24"	21"	19SRS-21-45	19GSRs-21-45	199SRS-21-45	39"	114	140
26"	23"	19SRS-23-45	19GSRs-23-45	199SRS-23-45	42"	119	147
28"	25"	19SRS-25-45	19GSRs-25-45	199SRS-25-45	45"	127	156
30"	27"	19SRS-27-45	19GSRs-27-45	199SRS-27-45	48"	132	163
34"	31"	19SRS-31-45	19GSRs-31-45	199SRS-31-45	54"	136	170
36"	33"	19SRS-33-45	19GSRs-33-45	199SRS-33-45	57"	140	175
40"	37"	19SRS-37-45	19GSRs-37-45	199SRS-37-45	63"	148	185
42"	39"	19SRS-39-45	19GSRs-39-45	199SRS-39-45	66"	151	193

All weights in catalog are conveyor weights only. Accessories, crating, etc., are not included.

Over All Width	Between Rail Width	90° SPUR							
		Model No. 1.9 in. Roller (Unplated)			"C"	"D"	Inside Radius	Wgts. (Lbs.)	
		16 Ga.-Unpl	16 Ga.-Galv	9 Ga.-Unpl				16 Ga.	9 Ga.
16"	13"	19SRS-13-90	19GSRs-13-90	199SRS-13-90	42"	33"	32 1/2"	92	112
18"	15"	19SRS-15-90	19GSRs-15-90	199SRS-15-90	42"			100	120
20"	17"	19SRS-17-90	19GSRs-17-90	199SRS-17-90	48"			109	131
22"	19"	19SRS-19-90	19GSRs-19-90	199SRS-19-90	48"			117	140
24"	21"	19SRS-21-90	19GSRs-21-90	199SRS-21-90	48"			126	152
26"	23"	19SRS-23-90	19GSRs-23-90	199SRS-23-90	54"			156	184
28"	25"	19SRS-25-90	19GSRs-25-90	199SRS-25-90	54"			164	193
30"	27"	19SRS-27-90	19GSRs-27-90	199SRS-27-90	54"			172	203
34"	31"	19SRS-31-90	19GSRs-31-90	199SRS-31-90	66"			206	240
36"	33"	19SRS-33-90	19GSRs-33-90	199SRS-33-90	78"			215	250
40"	37"	19SRS-37-90	19GSRs-37-90	199SRS-37-90	78"			233	270
42"	39"	19SRS-39-90	19GSRs-39-90	199SRS-39-90	78"			242	284

All weights in catalog are conveyor weights only. Accessories, crating, etc., are not included.



NOTE:
When Between Rail Widths exceed 21", double rollers are supplied standard on 90° spurs.

For Conveyor Channel SIZE "A"	Order By Mounting Bracket No.	Drawing Number
3 1/2" x 10 Ga.	K-2	G-571-2
6 1/2" x 12 Ga.	K-4	G-571-4

• STANDARD SPECIFICATIONS

WIDTHS—Between Rail Width: 13 in., 15 in., 17 in., 19 in., 21 in., 23 in., 25 in., 27 in., 31 in., 33 in., 37 in., and 39 in.

FRAMES—3 1/2 in. deep x 1 1/2 in. flange x 10 ga. powder painted, formed steel channel with bolt-in cross members on 30° & 45° spurs; welded cross members on 90° spurs.

BUTT COUPLINGS—Bolt-on type for bolting sections together.

SPUR ANGLE—30°, 45°, & 90°. Right or left hand applications, specify.

ROLLERS—"19-SRS" 1.9 in. dia. x 16 ga. and "199-SRS" 1.9 in. dia. x 9 ga. unplated steel tubing. Bearings are labyrinth sealed and grease packed.

AXLES—7/16 in. hex shaft, spring loaded.

MOUNTING BRACKET—Bracket is supplied to attach spur to side channels of other conveyors, specify.

CAPACITY—Same per foot capacity as straight sections. See Gravity Roller Conveyor (1.9 in. dia. x 9 & 16 ga.) charts.

